









Accessories: Clamping jaws for screw type wedge action grips 100kN and 250kN

Field of application	Model	clamping area	Temperature range	Clamping range	
				100kN	200kN
Flat specimen and sheets:		[mm]	[°C]	[mm]	
<ul style="list-style-type: none"> • Steel, non-ferrous metals • Wood • Plastics • Fiber-reinforced plastics • Up to R_m 1300 N/mm² 	 <ul style="list-style-type: none"> • Flat jaws with different saw tooth grids • Tool steel 56⁺² HRC • Flat jaws crosswise ±30° (shingled grid) 	WxH: 84x82 110x82	-20...+200	0...40*	0...30*
<ul style="list-style-type: none"> • Fragile materials • Metal foils/straps 	 <ul style="list-style-type: none"> • Flat jaws with ceramic insertion 	D=70	-15...+80	0...20	0...10
<ul style="list-style-type: none"> • Clamping sensitive foils • Steel sheets • Non-ferrous metals 	 <ul style="list-style-type: none"> • Flat jaws with diamond coating grain size D91 F0,2 	WxH: 84x75 110x75	-15...+80	0...40*	0...30*
<ul style="list-style-type: none"> • Up to R_m 1900 N/mm² 	 <ul style="list-style-type: none"> • Flat jaws with 90° pyramid tothing, optional with different profile depths/grids • Tool steel 64⁻² HRC 	WxH: 84x84	-20...+200	0...10	0...10
Round specimen and rods:					
<ul style="list-style-type: none"> • Steel • Up to R_m 1300 N/mm² 	 <ul style="list-style-type: none"> • Prism jaws with different saw tooth grids • Tool steel 56⁺² HRC 	L=80	-20...+200	according to Ø: d = 4-8 d = 8-14 d = 12-30	
<ul style="list-style-type: none"> • Up to R_m 1900 N/mm² 	 <ul style="list-style-type: none"> • Prism jaws with 90° pyramid tothing, optional with different profile depths/grids • Tool steel 64⁻² HRC 	L=80	-20...+200	according to Ø: d = 4-8 d = 8-14 d = 12-30	
Tapes and foils:					
<ul style="list-style-type: none"> • Geotextiles • Textile tapes • Plastics • Tissues 	 <ul style="list-style-type: none"> • Flat jaws with PU coating (Vulkollan®) 	WxH: 84x75 110x75	-15...+80	0...40*	0...30*
<ul style="list-style-type: none"> • Tissues 	 <ul style="list-style-type: none"> • Wave profile 	WxH: 84x75 110x75	-15...+80	0...40*	0...30*

* At the widened design of the clamping jacks, the clamping range is reduced by 20 mm

Your contact partner: